
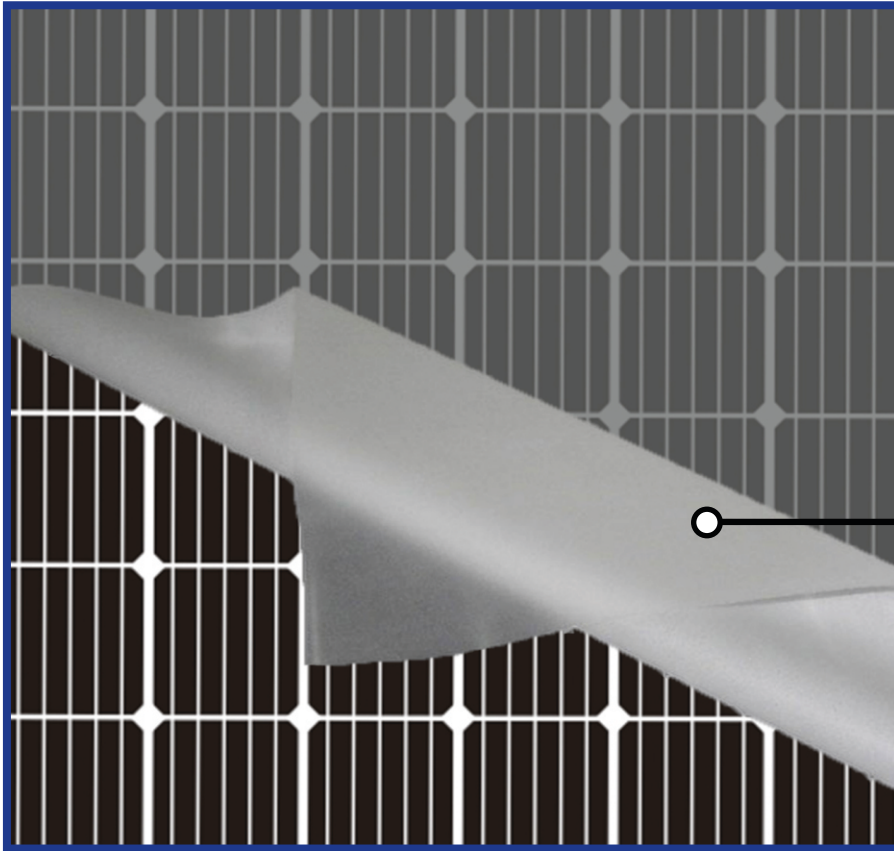


PIX FAST CURE EVA FILM : TOP LAYER PIX FC-T



Solar EVA Sheet

ABOUT US

PIXON houses clean room and environment controlled facility up to 1 GW manufacturing line for EVA films. PIXON Fast Cure EVA Films are specifically designed for enhancing the durability and increasing the performance of solar modules and are suitable for all types of Crystalline and Thin film PV modules with shorter cycling time that speeds up your module production with Excellent Transparency, High Reflectivity (Back side Film) increased Production Yield, Snail Trail Resistant, PID-Resistant, Lower Shrinkage, Excellent Performance with UV and Weather Stability. PIXON EVA Film is proven for single stage as well as short cycle Multi Stage Lamination Processes.

CERTIFICATIONS



TUV tested - DH, EVA Thermal & Electrical Properties
TUV CTI Report : IEC 60112:2020



UL Certified
Certificate Number E526148

*Due to continuous product updation, specifications may change without notice.

PIXON GREEN ENERGY PRIVATE LIMITED

Manufacturing Unit: R.S. No.: 157/1, 158/1, 158/2, 165/1, 166 of Khijadiya Nana, R.S. No.: 15/1, Rajkot – Jamnagar Highway, Paddhari, Rajkot – 360110

1800 108 8800 | sales@pixonenergy.com



**Solar is
the New Green!**

TECHNICAL DATASHEET

PIX FAST CURE TOP EVA FILM

Technical Parameters For PIX FC-T

	Particulars	Test Method	Unit	Values
Physical	Thickness	ASTM D 6988	μm	≥ 450
	Width	Scale	mm	Up to 1335 (As per Customer Requirement)
	Melting Point	ISO 11357	°C	70 ± 3
	Surface type	Visual	-	Inside: Matt; Outside: Embossed Supplied without Masking Paper
	GSM	ASTM D 6776	g/m ²	≥390 ± 20
	Density	ASTM D 792	g/cm ³	0.95 - 0.96
	VA Content	26 - 33	%	28
Thermal	Melt Index	ASTM D 1238	g/10min	25
	Thermal Shrinkage	160 °C / 5 min On Glass Plate	%	≤ 2 % MD, ≤ 1.5 TD
	Water Absorption Test	ISO 62:200805	%	< 0.1
Electrical	Dielectric Strength	ASTM D 149 - 20	kv/mm	> 25
	Volume Resistivity	ASTM D 257	Ohm.cm	≥ 1 x 10 ¹⁵
Optical	UV Cut Off	ASTM E 424	-	UV- Transparent
	Transmittance	ASTM D 424	%	≥ 91
	Refractive Index	ISO 489	-	1.48
Mechanical	Peel Strength (EVA - Glass)	ASTM D 903	N/cm	≥ 75
	Tensile Strength	ASTM D 638	MPa	15 ± 3
	Elongation	ASTM D 638	%	≥ 500
	Shore hardness	ASTM D 2240	SHORE-A	70 ± 5
Chemical	Gel Content	ASTM D 2765 / Oven Method	%	≥ 75

Lamination Properties	Lamination Parameter	Single Stage	Double Stage(Stage 1)	Double Stage(Stage 2)
	Vacuum Time	4 - 6 min	4 - 6 min	-
	Lamination Time	9 - 12 min	2 - 3 min	7 - 9 min
	Temperature	140 - 150°C	140 - 150°C	-

*Laminator recipe depends on type of laminator.

- Temperature and Vacuum to be uniformly maintained across the laminator.
- Vacuum to be applied at -760 mm Hg, Periodic calibration of the machine input parameters to be done by Machine User.
- Lamination Parameters (cycle time) would vary from Laminator to Laminator also due to change in EVA/Module Width and Thickness of EVA, hence Extensive trials are suggested to get the desired results.

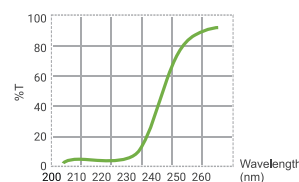
PACKAGING INFORMATION		
Unless specified, below is the standard packing data (for 500 micron thickness, 1123 mm width)		
Length/Roll	100 Meters	300 meters
Nos of Rolls/Pallet	12	6
Total Linear Meters / Pallet	1200	1800
Total SQM / Pallet	1347.6	2021.4

Each Roll is sealed in a protective bag in corrugated box | Boxes are strapped on suitable pallets with Protection Angle Board.

Storage Condition and Shelf Life: Store in undamaged original packaging, temperature between 20°C and 30°C and humidity between 50-60% RH. Recommended use within 9 months from date of manufacture.

- The above technical information represents the typical range of properties and is believed to be correct as on date.
- This data should however not be used to establish specification limits or used as basis for design.
- PIXON gives no warranty and assumes no liability in connection with any use of this information and is subject to the PIXON general terms and conditions.
- Lamination parameters and Quality of other components of the laminate during module manufacturing impact on the overall performance of the module, and hence we recommend the user to carry out intensive trials to test suitability of this product and module laminating conditions.

CHARACTERISTIC GRAPH



SPECTRAL TRANSMITTANCE