


Mono PERC Bifacial Half-Cut DCR Glass to Transparent Backsheet PV Modules



PIX MBHDTB 108
375 - 410 Wp



Power Tolerance
+4.99Wp



Efficiency Upto
20.90 %



Module Warranty
12 Years



Output Warranty
27 Years

KEY FEATURES



PID Resistance with long term reliability.



Better Performance even at low irradiation.



Maximum System Voltage: **1500 V DC**.



Increased string length & **low BOS Cost**.



Withstand upto **5400 Pa** of snow load.



Withstand upto **2400 Pa** of wind load.



Rigorous Testing Criteria
100% EL Inspection ensuring defect-free modules.

IDEAL FOR: Utility Projects, Commercial & Industrial Projects, Residential Projects, Institutional Projects, Off-grid Projects

PIXON GREEN ENERGY PRIVATE LIMITED

Manufacturing Unit: R.S. No.: 157/1, 158/1, 158/2, 165/1, 166 of Khijadiya Nana, R.S. No.: 15/1, Rajkot - Jamnagar Highway, Paddhari, Rajkot - 360110

1800 108 8800 | sales@pixonenergy.com

ABOUT PIXON

PIXON is a venture of the Marwadi group. It is equipped with the state-of-the-art technology and turnkey machinery of 1.3 GW line capacity for solar modules and houses clean room environment facility to 1 GW manufacturing line for EVA films. As the world adheres to solar energy revolution, PIXON envisions to globally provide efficient solar energy products and solutions. Thus, enhance and contribute to Global Climate Sustainability.

CERTIFICATIONS

ALMM



ALMM APPROVED

IEC (International Electrotechnical Commission)

- IEC 61215-1:2021
- IEC 61215-1-1:2021
- IEC 61215-2:2021
- IEC 61730-1:2016
- IEC 61730-2:2016
- IEC TS 61701 Ed.3 :2020 Severity-6
- IEC TS 62804-1:2015
- IEC 61853-1:2011
- IEC 61853-2:2016
- IEC 62716:2013
- IEC 60068-2-68:1994-08
- IEC TS 63342:2022

BIS: Bureau of Indian Standards

- IS 14286:2010
- IS 61730-1:2004
- IS 61730-2:2004

US Certification

- UL 61730-1:2022
- UL 61730-2:2022

ISO Certification

- ISO 9001:2015
- ISO 14001:2015
- ISO 45001:2018(OHSAS)

CE Mark Testing & Certification

CLASS II

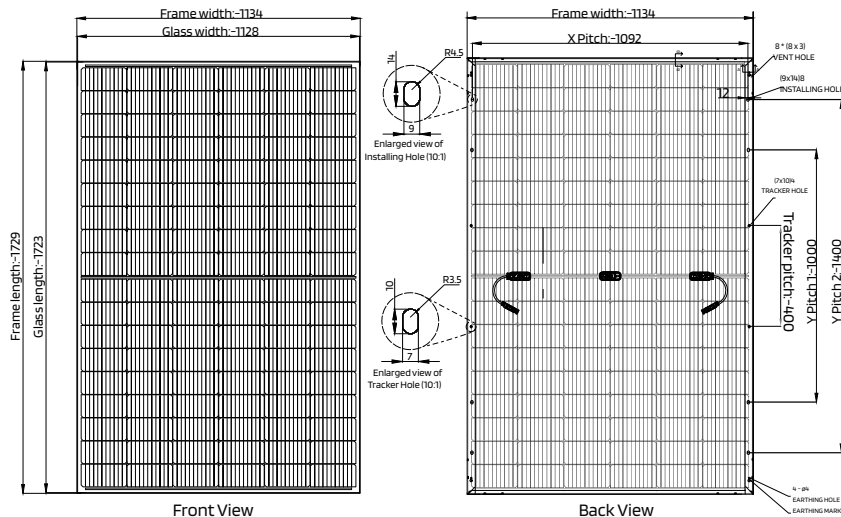
*Due to continuous product updation, specifications may change without notice.



**Solar is
the new Green!**

PIX MBHDTB 108 410 M10 410W 20.90% +4.99Wp ≤2.0%

Mono Crystalline Perc DCR PV Modules **10 BB HALF-CUT CELL MODULE** **MAXIMUM POWER OUTPUT** **MAXIMUM EFFICIENCY** **POWER TOLERANCE** **FIRST YEAR POWER DEGRADATION**



*All Dimensions are in mm.
*Cable Length may vary based on Requirements.

MECHANICAL DATA

Cells Specifications (Number, Size)	108Cells, 182 mm X 91 mm
Module Dimensions	1729 mm X 1134 mm X 35 mm
Weight	21 kg
Glass	High Transmission Low Iron Tempered Glass, AR coated, 3.2 mm (T)
Embedding	Low shrinkage PID Resistance EVA/POE/EPE, UV Resistant.
Backsheet	PVDF / Tedlar (Transparent)
Junction Box	IP 68 Rated
Number of Diodes	3 Bypass Diodes
Cables & Connectors	Cable Length 400mm, 4mm ² , MC4 Connectors / MC4 Compatible
Frame	Anodized Aluminum Alloy Silver Profile (Black Frame Available on Request)

MECHANICAL LOAD TEST PARAMETERS

Front Side Maximum Static Load	5400Pa
Rear Side Maximum Static Load	2400Pa

OPERATING PARAMETERS

Operational Temperature	-40°C ~ +85°C
Maximum System Voltage	1500V DC
Maximum Series Fuse Rating	30A

TEMPERATURE RATING

NOCT (Nominal Operating Cell Temperature)	45°C (±2°C)
Temperature Coefficient of Current (Isc)	0.04% / °C
Temperature Coefficient of Voltage (Voc)	-0.24% / °C
Temperature Coefficient of Power (Pmax)	-0.31% / °C

ELECTRICAL PARAMETERS AT STC (25°C) & NMOT (20°C) (AM 1.5g, 1000 W/m², 1m/s) According to EN 60904-3

Test Conditions	STC	NMOT	STC	NMOT	STC	NMOT	STC	NMOT	STC	NMOT	STC	NMOT	STC	NMOT	STC	NMOT
Peak Power Pmax [Wp]	375	320.40	380	324.36	385	327.98	390	331.89	395	335.64	400	339.31	405	342.99	410	346.79
Module Efficiency η [%]	19.13	-	19.34	-	19.63	-	19.89	-	20.13	-	20.40	-	20.64	-	20.90	-
Open-Circuit Voltage Voc [V]	36.34	38.93	36.45	39.05	36.54	39.16	36.65	39.24	36.75	39.36	36.94	39.44	37.14	39.54	37.34	39.64
Short-Circuit Current Isc [A]	13.07	10.79	13.17	10.86	13.33	10.94	13.38	11.03	13.47	11.12	13.58	11.20	13.65	11.27	13.76	11.33
Max Rated Voltage Vmp [V]	30.13	34.02	30.25	34.18	30.42	34.25	30.55	34.37	30.65	34.48	30.82	34.60	31.02	34.69	31.22	34.80
Max Rated Current Imp [A]	12.46	9.42	12.55	9.49	12.67	9.58	12.78	9.66	12.89	9.74	12.99	9.81	13.06	9.89	13.14	9.97

STC :- Irradiance 1000W/m², Cell Temperature 25°C and AM 1.5
NOCT :- Irradiance 800 W/m², AM 1.5, Ambient Temperature 20°C and Wind Speed 1 m/s

BIFACIAL OUTPUT-REAR SIDE POWER GAIN

Power Gain (%)	Peak Power (STC)	Maximum Power (Pmax)	Module Efficiency (%)
10%	375	413	21.01%
20%	450	488	24.84%
30%	488	533	27.15%

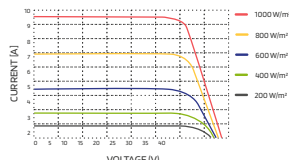
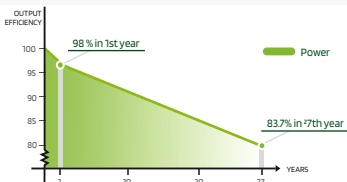
*Power gain from rear side depends upon the ground Reflectance & Bifaciality factor.

PACKAGING CONFIGURATION

Modules per Box	31 Pieces
Modules per 40' Container	620 Pieces

WARRANTY

Product Warranty 12 Years
Performance Warranty 27 Years Linear Power Warranty
0.55% Annual Degradation Over 27 Years



CERTIFICATIONS



Solar is the new Green!