


Mono Crystalline PERC Half-Cut Cell PV Modules

Bifacial Dual Glass



PIX MBHG 108
375 - 410 Wp



Power Tolerance
+4.99Wp



Efficiency Upto
20.90 %



Module Warranty
12 Years



Output Warranty
30 Years

KEY FEATURES



PID Resistance with long term reliability.



Better Performance even at low irradiation.



Maximum System Voltage:
1500 V DC.



Increased string length & low
BOS Cost.



Withstand upto **5400 Pa** of
snow load.



Withstand upto **2400 Pa** of
wind load.



Rigorous Testing Criteria 100%
EL Inspection ensuring defect-free modules.

ABOUT PIXON

PIXON is a venture of the Marwadi group. It is equipped with the state-of-the-art technology and turnkey machinery of 1 GW line capacity for solar modules and houses clean room environment facility to 1GW manufacturing line for EVA films. As the world adheres to solar energy revolution, PIXON envisions to globally provide efficient solar energy products and solutions. Thus, enhance and contribute to Global Climate Sustainability.

IDEAL FOR: Utility Projects, Commercial & Industrial Projects, Residential Projects, Institutional Projects, Off-grid Projects

PIXON GREEN ENERGY PRIVATE LIMITED

Manufacturing Unit: R.S. No.: 157/1, 158/1, 158/2, 165/1, 166 of Khijadiya Nana, R.S. No.: 15/1, Rajkot - Jamnagar Highway, Paddhari, Rajkot - 360110

1800 108 8800 | sales@pixonenergy.com

*Due to continuous product updation, specifications may change without notice.



**Solar is
the new Green!**

PIX MBHG 108 410

M10

410W

20.93%

+4.99Wp

≤2.0%

Mono Crystalline Perc PV Modules

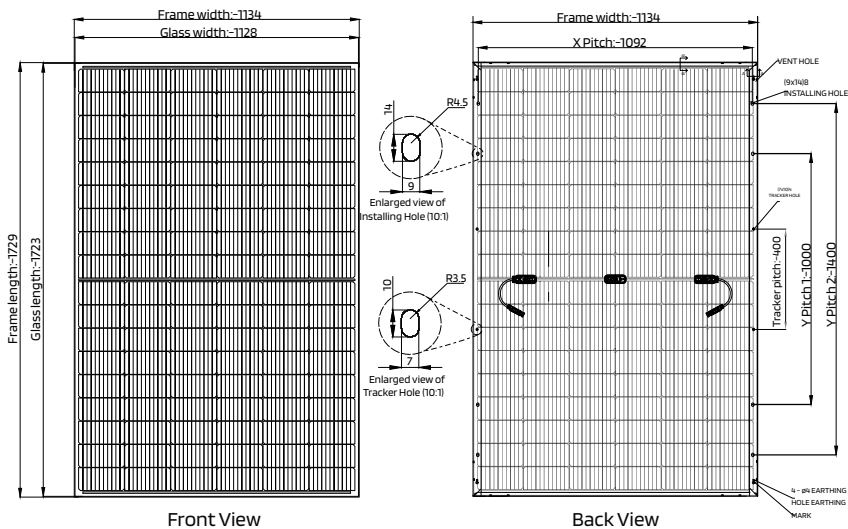
10 BB HALF-CUT CELL MODULE

MAXIMUM POWER OUTPUT

MAXIMUM EFFICIENCY

POWER TOLERANCE

FIRST YEAR POWER DEGRADATION



*All Dimensions are in mm.
*Cable Length may vary based on Requirements.

MECHANICAL DATA

Cells Specifications (Number, Size)	108 Cells, 182mm x 91mm
Module Dimensions	1729mm X 1134 mm X 35 mm
Weight	21 kg
Glass	High Transmission Low Iron Tempered Dual Glass, AR coated, 2mm (T)
Embedding	Low Shrinkage PID Resistance EVA/POE/EPE, UV Resistant
Junction Box	IP 68 Rated, Split JB with bypass diode
Number of Diodes	3 Bypass Diodes
Cables & Connectors	Cable Length 400mm, 4mm ² , MC4 Connectors / MC4 Compatible
Frame	Anodized Aluminum Alloy Silver Profile (Black Frame Available on Request)

MECHANICAL LOAD TEST PARAMETERS

Front Side Maximum Static Load	5400Pa
Rear Side Maximum Static Load	2400Pa

TEMPERATURE RATING

NOCT (Nominal Operating Cell Temperature)	45°C (±2°C)
Temperature Coefficient of Current (Isc)	0.04% / oC
Temperature Coefficient of Voltage (Voc)	-0.24% / oC
Temperature Coefficient of Power (Pmax)	-0.31% / oC

OPERATING PARAMETERS

Operational Temperature	-40°C ~ +85°C
Maximum System Voltage	1500V DC
Maximum Series Fuse Rating	30A

ELECTRICAL PARAMETERS AT STC (25°C) & NMOT (20°C) (AM 1.5g, 1000 W/m², 1m/s) According to EN 60904-3

Test Conditions		STC	NMOT	STC	NMOT	STC	NMOT	STC	NMOT	STC	NMOT	STC	NMOT	STC	NMOT	STC	NMOT
Peak Power	Pmax [Wp]	375	282.98	380	286.16	385	290.52	390	294.29	395	297.80	400	301.77	405	305.37	410	309.22
Module Efficiency	η [%]	19.13%	-	19.34%	-	19.63%	-	19.89%	-	20.13%	-	20.40%	-	20.64%	-	20.90%	-
Open-Circuit Voltage	Voc [V]	36.34	34.52	36.45	34.63	36.54	34.71	36.65	34.82	36.75	34.91	36.94	35.09	37.14	35.28	37.34	35.47
Short-Circuit Current	Isc [A]	13.07	10.54	13.17	10.62	13.33	10.75	13.38	10.79	13.47	10.86	13.58	10.95	13.65	11.01	13.76	11.10
Max Rated Voltage	Vmp [V]	30.13	28.62	30.25	28.74	30.42	28.90	30.55	29.02	30.65	29.12	30.82	29.28	31.02	29.47	31.22	29.66
Max Rated Current	Imp [A]	12.46	9.89	12.55	9.96	12.67	10.05	12.78	10.14	12.89	10.23	12.99	10.31	13.06	10.36	13.14	10.43

STC :- Irradiance 1000W/m², Cell Temperature 25°C and AM 1.5
NOCT :- Irradiance 800 W/m², AM 1.5, Ambient Temperature 20°C and Wind Speed 1 m/s

BIFACIAL OUTPUT-REAR SIDE POWER GAIN

	Peak Power (STC)	375	380	385	390	395	400	405	410
10%	Maximum Power (Pmax)	413	418	424	429	435	440	446	451
	Module Efficiency (%)	21.01%	21.29%	21.57%	21.85%	22.14%	22.42%	22.70%	22.98%
20%	Maximum Power (Pmax)	450	456	462	468	474	480	486	492
	Module Efficiency (%)	22.92%	23.23%	23.54%	23.84%	24.15%	24.45%	24.76%	25.06%
30%	Maximum Power (Pmax)	488	494	501	507	514	520	527	533
	Module Efficiency (%)	24.84%	25.17%	25.50%	25.83%	26.16%	26.49%	26.82%	27.15%

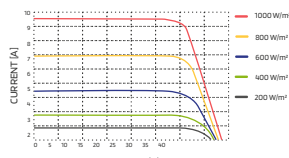
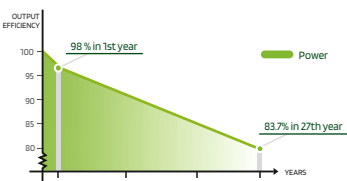
*Power gain from rear side depends upon the ground Reflectance & Bifaciality factor.

PACKAGING CONFIGURATION

Modules per Box	31 Pieces
Modules per 40' Container	496 Pices

WARRANTY

Product Warranty	12 Years
Performance Warranty	30 Years Linear Power Warranty 0.55% Annual Degradation Over 30 Years



Solar is the new Green!