


Mono Crystalline PERC Half-Cut Cell PV Modules

Bifacial Dual Glass



PIX MBHG 120
340-370 Wp



Power Tolerance
+4.99Wp



Efficiency Upto
20.33 %



Module Warranty
12 Years



Output Warranty
30 Years

KEY FEATURES



PID Resistance with long term reliability.



Better Performance even at low irradiation.



Maximum System Voltage: **1500 V DC**.



Increased string length & **low BOS Cost**.



Withstand upto **5400 Pa of snow load**.



Withstand upto **2400 Pa of wind load**.



Rigorous Testing Criteria
100% EL Inspection ensuring defect-free modules.

IDEAL FOR: Utility Projects, Commercial & Industrial Projects, Residential Projects, Institutional Projects, Off-grid Projects

PIXON GREEN ENERGY PRIVATE LIMITED

Manufacturing Unit: R.S. No.: 157/1, 158/1, 158/2, 165/1, 166 of Khijadiya Nana, R.S. No.: 15/1, Rajkot - Jamnagar Highway, Paddhari, Rajkot - 360110

1800 108 8800 | sales@pixonenergy.com

ABOUT PIXON

PIXON is a venture of the Marwadi group. It is equipped with the state-of-the-art technology and turnkey machinery of 1.3 GW line capacity for solar modules and houses clean room environment facility to 1 GW manufacturing line for EVA films. As the world adheres to solar energy revolution, PIXON envisions to globally provide efficient solar energy products and solutions. Thus, enhance and contribute to Global Climate Sustainability.

CERTIFICATIONS

Product certifications are under process

*Due to continuous product updation, specifications may change without notice.



**Solar is
the new Green!**

PIX MBHG 120 370

M6

370W

20.33%

+4.99Wp

≤2.0%

Mono Crystalline Perc PV Modules

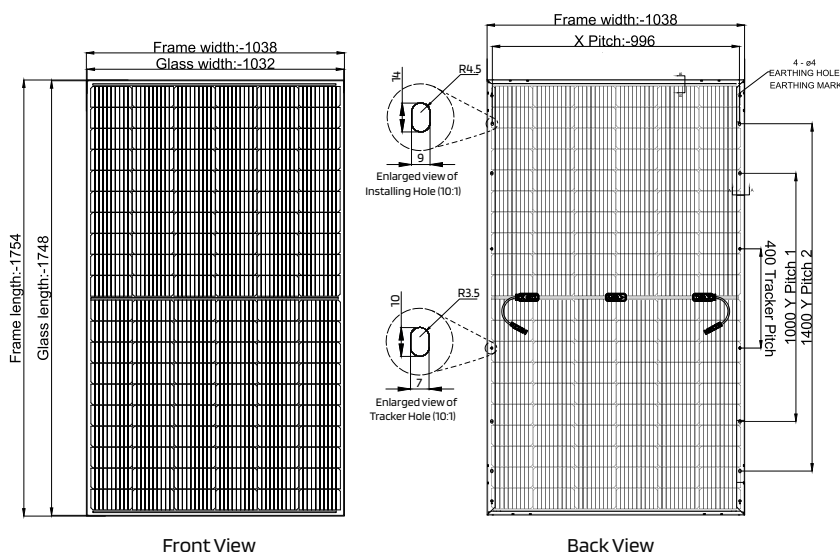
9 BB HALF-CUT CELL
MODULE

MAXIMUM
POWER OUTPUT

MAXIMUM
EFFICIENCY

POWER
TOLERANCE

FIRST YEAR
POWER DEGRADATION



Front View

Back View

*All Dimensions are in mm.

*Cable Length may vary based on Requirements.

MECHANICAL DATA

Cells Specifications (Number, Size)	120 Cells, 166 mm X 83 mm
Module Dimensions	1754mm X 1038 mm X 35 mm
Weight	23 kg
Glass	High Transmission Low Iron Tempered Dual Glass, AR coated, 2 mm (T)
Embedding	Low Shrinkage PID Resistance EVA/POE/EPE, UV Resistant
Junction Box	IP 68 Rated, Split JB with bypass diode
Number of Diodes	3 Bypass Diodes
Cables & Connectors	Cable Length 400mm, 4mm ² , MC4 Connectors / MC4 Compatible
Frame	Anodized Aluminum Alloy Silver Profile (Black Frame Available on Request)

MECHANICAL LOAD TEST PARAMETERS

Front Side Maximum Static Load	5400Pa
Rear Side Maximum Static Load	2400Pa

TEMPERATURE RATING

NOCT (Nominal Operating Cell Temperature)	45°C (±2°C)
Temperature Coefficient of Current (Isc)	0.04% / °C
Temperature Coefficient of Voltage (Voc)	-0.24% / °C
Temperature Coefficient of Power (Pmax)	-0.31% / °C

OPERATING PARAMETERS

Operational Temperature	-40°C ~ +85°C
Maximum System Voltage	1500V DC
Maximum Series Fuse Rating	30A

ELECTRICAL PARAMETERS AT STC (25°C) & NMOT (20°C) (AM 1.5g, 1000 W/m², 1m/s) According to EN 60904-3

Test Conditions		STC	NMOT	STC	NMOT	STC	NMOT	STC	NMOT	STC	NMOT	STC	NMOT	STC	NMOT
Peak Power	Pmax [Wp]	340	256.56	345	260.10	350	263.89	355	267.92	360	271.36	365	275.13	370	279.28
Module Efficiency	η [%]	18.68	-	18.95	-	19.23	-	19.50	-	19.77	-	20.05	-	20.33	-
Open-Circuit Voltage	Voc [V]	40.7	38.67	40.8	38.76	40.9	38.86	41	38.95	41.1	39.05	41.2	39.14	41.3	39.24
Short-Circuit Current	Isc [A]	10.89	8.78	11.03	8.90	11.12	8.97	11.25	9.07	11.37	9.17	11.48	9.26	11.67	9.41
Max Rated Voltage	Vmp [V]	34.52	32.79	34.68	32.95	34.8	33.06	34.95	33.20	35.02	33.27	35.13	33.37	35.22	33.46
Max Rated Current	Imp [A]	9.86	7.82	9.95	7.89	10.06	7.98	10.17	8.07	10.28	8.16	10.39	8.24	10.51	8.35

STC :- Irradiance 1000W/m², Cell Temperature 25°C and AM 1.5
NOCT :- Irradiance 800 W/m², AM 1.5, Ambient Temperature 20°C and Wind Speed 1 m/s

BIFACIAL OUTPUT-REAR SIDE POWER GAIN

	Peak Power (STC)	340	345	350	355	360	365	370
10%	Maximum Power (Pmax)	374	380	385	391	396	402	407
	Module Efficiency (%)	20.54%	20.84%	21.15%	21.45%	21.75%	22.05%	22.35%
20%	Maximum Power (Pmax)	408	414	420	426	432	438	444
	Module Efficiency (%)	22.41%	22.74%	23.07%	23.40%	23.73%	24.06%	24.39%
30%	Maximum Power (Pmax)	442	449	455	462	468	475	481
	Module Efficiency (%)	24.28%	24.63%	24.99%	25.35%	25.71%	26.06%	26.42%

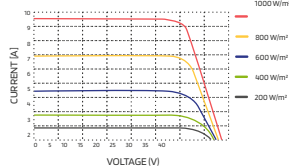
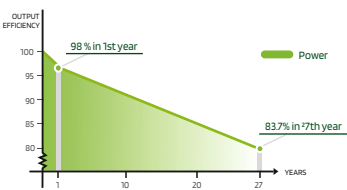
*Power gain from rear side depends upon the ground Reflectance & Bifaciality factor.

PACKAGING CONFIGURATION

Modules per Box	31 Pieces
Modules per 40' Container	496 Pices

WARRANTY

Product Warranty	12 Years
Performance Warranty	30 Years Linear Power Warranty 0.55% Annual Degradation Over 30 Years



Average relative efficiency reduction of 5% at 200 W/m² According to EN 60904-1. Measuring uncertainty ±%



Solar is the new Green!