


Bifacial Half-Cut Glass to Glass PV Modules Bifacial Dual Glass



PIX MBHG 450
420-450 Wp



Power Tolerance
+4.99Wp



Efficiency Upto
21.19 %



Module Warranty
12 Years



Output Warranty
30 Years

KEY FEATURES



PID Resistance with long term reliability.



Better Performance even at low irradiation.



Maximum System Voltage: **1500 V DC**.



Increased string length & **low BOS Cost**.



Withstand upto **5400 Pa of snow load**.



Withstand upto **2400 Pa of wind load**.



Rigorous Testing Criteria
100% EL Inspection ensuring defect-free modules.

IDEAL FOR: Utility Projects, Commercial & Industrial Projects, Residential Projects, Institutional Projects, Off-grid Projects

PIXON GREEN ENERGY PRIVATE LIMITED

Manufacturing Unit: R.S. No.: 157/1, 158/1, 158/2, 165/1, 166 of Khijadiya Nana, R.S. No.: 15/1, Rajkot - Jamnagar Highway, Paddhari, Rajkot - 360110

1800 108 8800 | sales@pixonenergy.com

ABOUT PIXON

PIXON is a venture of the Marwadi group. It is equipped with the state-of-the-art technology and turnkey machinery of 1.3 GW line capacity for solar modules and houses clean room environment facility to 1 GW manufacturing line for EVA films. As the world adheres to solar energy revolution, PIXON envisions to globally provide efficient solar energy products and solutions. Thus, enhance and contribute to Global Climate Sustainability.

CERTIFICATIONS

Product certifications are under process

*Due to continuous product updation, specifications may change without notice.



**Solar is
the new Green!**

PIX MBHG 144 450

M6

450W

21.19%

+4.99Wp

≤2.0%

Mono Crystalline Perc PV Modules

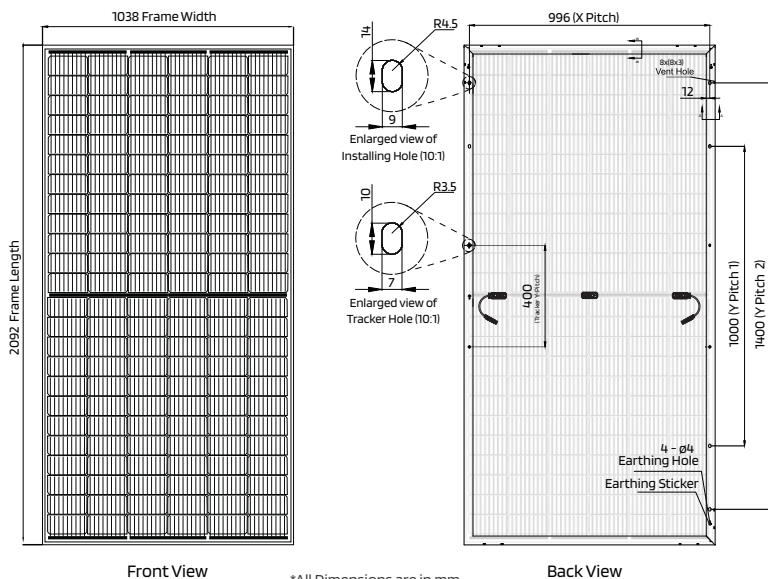
9 BB HALF-CUT CELL MODULE

MAXIMUM POWER OUTPUT

MAXIMUM EFFICIENCY

POWER TOLERANCE

FIRST YEAR POWER DEGRADATION



Front View

*All Dimensions are in mm.

Back View

*Cable Length may vary based on Requirements.

MECHANICAL DATA

Cells Specifications (Number, Size)	144 Cells, 166 mm X 83 mm
Module Dimensions	2092 mm X 1038 mm X 35 mm
Weight	26.0 kg
Glass	High Transmission Low Iron Tempered Dual Glass, AR coated, 2 mm (T)
Embedding	Low Shrinkage PID Resistance EVA/POE/EPE, UV Resistant
Junction Box	IP 68 Rated, Split JB with bypass diode 3
Number of Diodes	Bypass Diodes
Cables & Connectors	Cable Length 400mm, 4mm ² , MC4 Connectors / MC4 Compatible
Frame	Anodized Aluminum Alloy Silver Profile (Black Frame Available on Request)

MECHANICAL LOAD TEST PARAMETERS

Front Side Maximum Static Load	5400Pa
Rear Side Maximum Static Load	2400Pa

TEMPERATURE RATING

NOCT (Nominal Operating Cell Temperature)	45°C (±2°C)
Temperature Coefficient of Current (Isc)	+0.04%/K
Temperature Coefficient of Voltage (Voc)	-0.24%/K
Temperature Coefficient of Power (Pmax)	-0.31%/K

OPERATING PARAMETERS

Operational Temperature	-40°C ~ +85°C
Maximum System Voltage	1500V DC
Maximum Series Fuse Rating	25A

ELECTRICAL PARAMETERS AT STC (25°C) & NMOT (20°C) (AM 1.5g, 1000 W/m²;1m/s) According to EN 60904-3

Test Conditions		STC	NMOT	STC	NMOT	STC	NMOT	STC	NMOT	STC	NMOT	STC	NMOT	STC	NMOT
Peak Power	Pmax [Wp]	420	316.88	425	320.37	430	324.17	435	327.94	440	331.71	445	335.43	450	339.24
Module Efficiency	η [%]	19.35	-	19.57	-	19.80	-	20.04	-	20.27	-	20.49	-	20.99	-
Open-Circuit Voltage	Voc [V]	48.01	45.70	48.30	45.89	48.50	46.08	48.70	46.27	48.90	46.46	49.10	46.65	49.30	46.84
Short-Circuit Current	Isc [A]	11.15	8.99	11.22	9.05	11.31	9.12	11.39	9.19	11.46	9.24	11.53	9.30	11.60	9.36
Max Rated Voltage	Vmp [V]	40.32	38.30	40.44	38.42	40.61	38.58	40.89	38.85	41.09	39.04	41.28	39.22	41.48	39.41
Max Rated Current	Imp [A]	10.42	8.27	10.51	8.34	10.59	8.40	10.64	8.44	10.71	8.50	10.78	8.55	10.85	8.61

BIFACIAL OUTPUT-REAR SIDE POWER GAIN

	Peak Power (STC)	420	425	430	435	440	445	450
10%	Maximum Power (Pmax)	462	468	473	479	484	490	495
	Module Efficiency (%)	21.28%	21.53%	21.78%	22.04%	22.29%	22.54%	22.80%
20%	Maximum Power (Pmax)	504	510	516	522	528	534	540
	Module Efficiency (%)	23.21%	23.49%	23.76%	24.04%	24.32%	24.59%	24.87%
30%	Maximum Power (Pmax)	546	553	559	566	572	579	585
	Module Efficiency (%)	25.14%	25.44%	25.74%	26.04%	26.34%	26.64%	26.94%

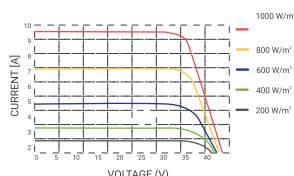
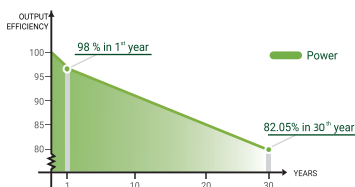
*Power gain from rear side depends upon the ground Reflectance & Bifaciality factor.

PACKAGING CONFIGURATION

Modules per Box	31 Pieces
Modules per 40' Container	620 Pieces

WARRANTY

Product Warranty	12 Years
Performance Warranty	30 Years Linear Power Warranty 0.55% Annual Degradation Over 30 Years



Average relative efficiency reduction of 5% at 200 W/m² According to EN 60904-1. Measuring uncertainty ±3%



Solar is the new Green!